

EQRS New User Training

View and Edit Patient Details



**End Stage Renal Disease
Quality Reporting System**



Today's Trainer

ESRD Quality Program Support (QPS)








Tricia Phulchand BSN, RN



View and Edit Patient Details



Click Patients

 EQRS | **Patient Registry** [Change organization](#)  [Dashboard](#) [Facilities](#)  **[Patients](#)**  [Reports](#) 

MANAGE ACCESS

- My access**
- [Request access](#)
- [Pending requests](#)

PROFILE

- [Profile information](#)

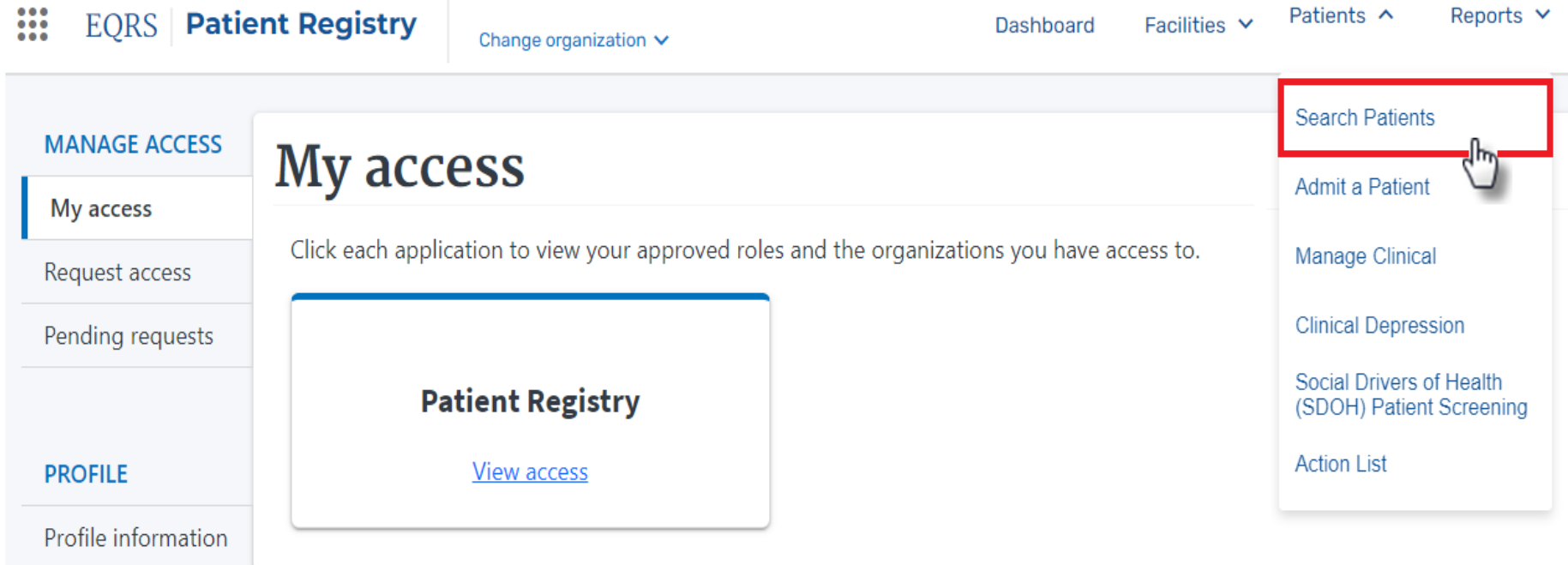
My access

Click each application to view your approved roles and the organizations you have access to.

Patient Registry
[View access](#)



Click Search Patients



The screenshot displays the EQRS Patient Registry interface. The top navigation bar includes the EQRS logo, the title 'Patient Registry', a 'Change organization' dropdown, and links to 'Dashboard', 'Facilities', 'Patients', and 'Reports'. The left sidebar contains sections for 'MANAGE ACCESS' (with 'My access' selected) and 'PROFILE'. The main content area is titled 'My access' and includes a card for 'Patient Registry' with a 'View access' link. A dropdown menu is open from the 'Patients' link in the top navigation bar, with 'Search Patients' highlighted by a red rectangle and a hand cursor. Other options in the dropdown include 'Admit a Patient', 'Manage Clinical', 'Clinical Depression', 'Social Drivers of Health (SDOH) Patient Screening', and 'Action List'.

EQRS | Patient Registry

Change organization ▼

Dashboard Facilities ▼ Patients ^ Reports ▼

MANAGE ACCESS

- My access
- Request access
- Pending requests

PROFILE

- Profile information

My access

Click each application to view your approved roles and the organizations you have access to.

Patient Registry
[View access](#)

Search Patients

Admit a Patient

Manage Clinical

Clinical Depression

Social Drivers of Health (SDOH) Patient Screening

Action List



Enter Search Criteria

Search Patients

Use the criteria below to search for a patient.

[? Help](#) ▾

SEARCH

Patient criteria

Patient's First Name

ITSA

Patient's Last Name

PATIENT

Medicare Beneficiary Identifier

Social Security Number

EQRS Patient ID (aka CROWN UPI)

Sex Assigned at Birth, on Your Original Birth Certificate

Criteria

[Clear all](#)

Patient's First Name

✖ ITSA

Patient's Last Name

✖ PATIENT

Submit



Click EQRS Patient ID

Search Patient Results

Back to Search								
EQRS Patient ID (aka CROWN UPI)	First Name	Middle Initial	Last Name	Sex Assigned at Birth, on Your Original Birth Certificate	Date of Birth	Date of Death	Social Security Number	Medicare Beneficiary Identifier
3100008572	ITSA		PATIENT	F	01/01/1960		XXXXX1234	



Click Edit

Complete the sections below to edit a patient in EQRS.

* indicates required fields.

 [Edit](#)

[Expand All](#)

Patient Information

Patient's first name *

ITSA

Patient's last name *

PATIENT

Date of birth *

Month

01

Day

01

Year

1960

How do you currently describe yourself?

Social Security Number *

111111234

Medicare Beneficiary Identifier *

Medicare Claim Number

Middle initial

Suffix

Sex Assigned at Birth, on Your Original Birth Certificate *

Female

☐ N/A

☒ N/A

☒ N/A

EQRS New User Training-Revised October 2024

Enter Updates

Complete the sections below to edit a patient in EQRS.

* indicates required fields.

Expand All

Patient Information

Patient's first name *

ITSA

Patient's last name *

PATIENT

Date of birth *

Month

01

Day

01

Year

1960

Middle initial

Suffix

Sex Assigned at Birth, on Your Original Birth Certificate *

Female

How do you currently describe yourself?

Social Security Number *

11111234

☐ N/A

Medicare Beneficiary Identifier *

☒ N/A

Medicare Claim Number

☒ N/A



Click Submit

Medicare Beneficiary Identifier *

☒ N/A

Medicare Claim Number

☒ N/A

Ethnicity, race, tribe and origin



Contact Information



Miscellaneous Information



Medical Information



Cancel

Submit



EQRS displays Successful Submission



Successful

Successfully edited patient.

View Patient Demographics (Itsa Patient 3100008572)

Edit

Help ▾

Collapse All

Patient Information

Patient's first name:

ITSA

Patient's last name:

PATIENT

Date of birth:

01/01/1960

Social Security Number:

XXXXX1234

Medicare Beneficiary Identifier:

N/A

Medicare Claim Number:

N/A

Middle initial:

Suffix:

Sex Assigned at Birth, on Your Original Birth Certificate:

F

How Do You Currently Describe Yourself:

