

EQRS New User Training Adding Medical Personnel



**End Stage Renal Disease
Quality Reporting System**



Today's Trainer

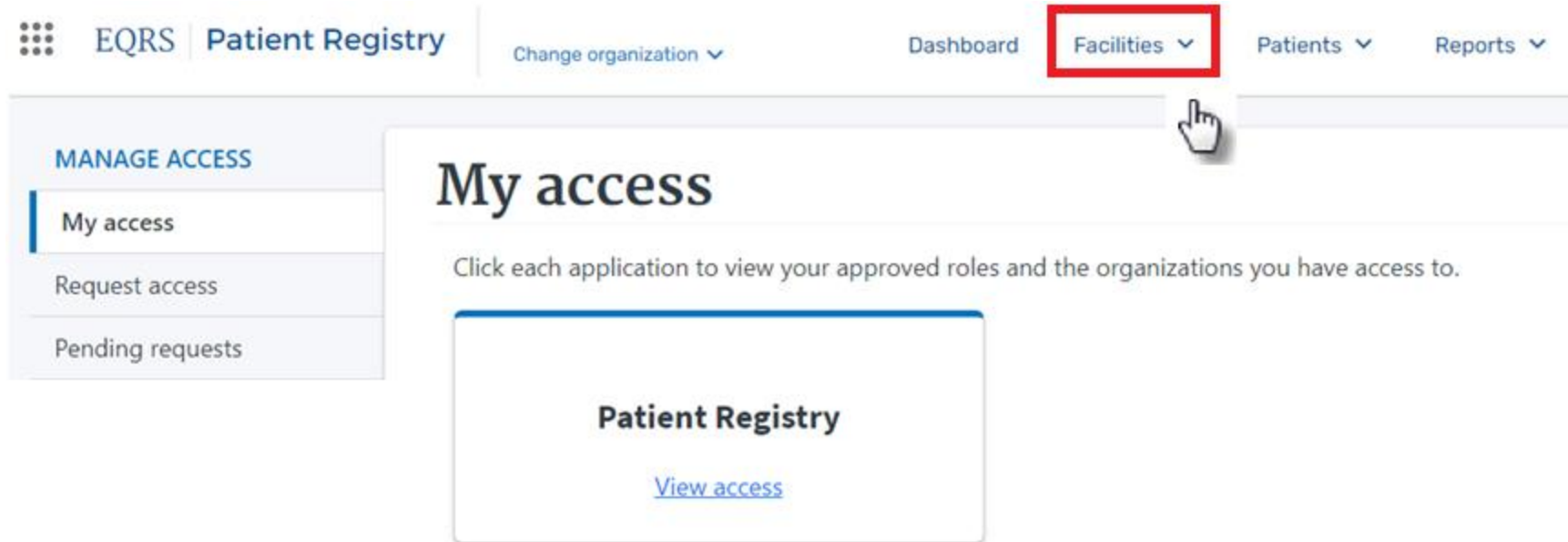
ESRD Quality Program Support (QPS)



Tricia Phulchand BSN, RN



Click Facilities



The screenshot displays the EQRS Patient Registry web application. The top navigation bar includes a logo, the text 'EQRS Patient Registry', a 'Change organization' dropdown, and several menu items: 'Dashboard', 'Facilities' (highlighted with a red box and a hand cursor), 'Patients', and 'Reports'. On the left, a sidebar under the heading 'MANAGE ACCESS' contains three links: 'My access' (selected), 'Request access', and 'Pending requests'. The main content area is titled 'My access' and contains the instruction 'Click each application to view your approved roles and the organizations you have access to.' Below this, a box for 'Patient Registry' features a blue 'View access' link.

EQRS Patient Registry

Change organization ▼

Dashboard Facilities ▼ Patients ▼ Reports ▼

MANAGE ACCESS

- My access
- Request access
- Pending requests

My access

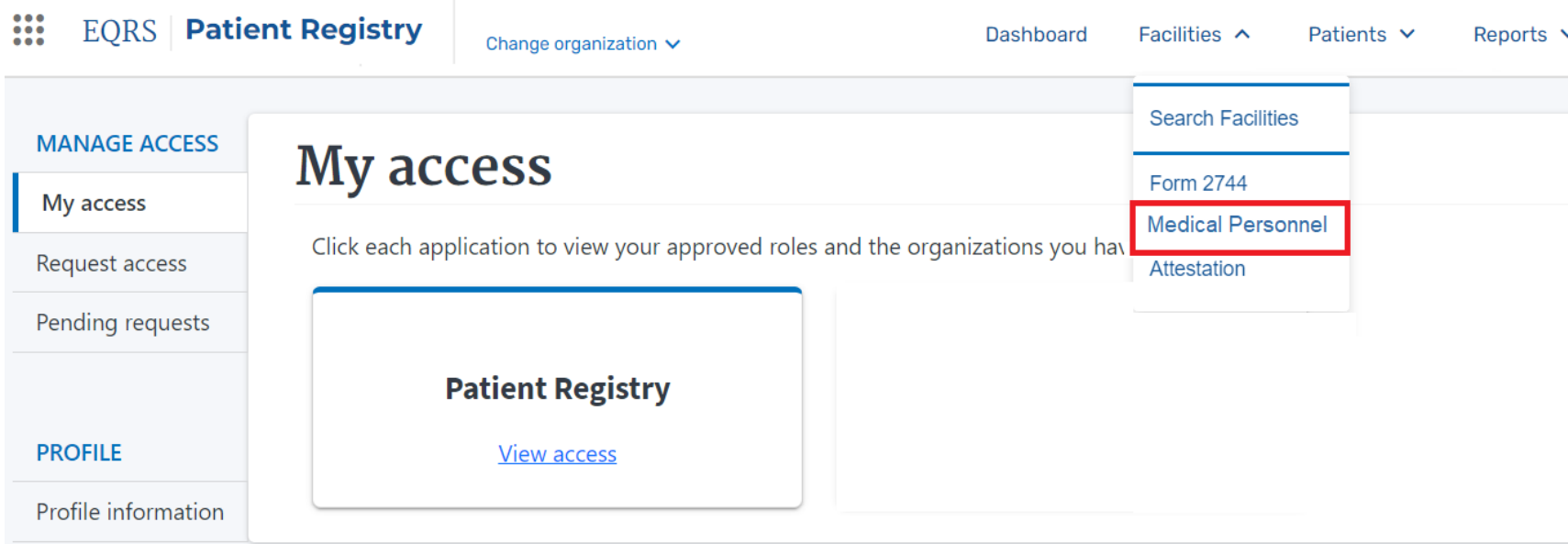
Click each application to view your approved roles and the organizations you have access to.

Patient Registry

[View access](#)



Click Medical Personnel



The screenshot displays the EQRS Patient Registry interface. The top navigation bar includes the EQRS logo, the text 'Patient Registry', a 'Change organization' dropdown, and links for 'Dashboard', 'Facilities', 'Patients', and 'Reports'. The left sidebar contains a 'MANAGE ACCESS' section with 'My access' selected, and a 'PROFILE' section with 'Profile information'. The main content area is titled 'My access' and includes a card for 'Patient Registry' with a 'View access' link. A dropdown menu is open from the 'Facilities' link, showing options: 'Search Facilities', 'Form 2744', 'Medical Personnel' (highlighted with a red box), and 'Attestation'.

EQRS | Patient Registry

Change organization ▼

Dashboard Facilities ^ Patients ▼ Reports ▼

MANAGE ACCESS

- My access
- Request access
- Pending requests

PROFILE

- Profile information

My access

Click each application to view your approved roles and the organizations you have access to.


Patient Registry

[View access](#)

- Search Facilities
- Form 2744
- Medical Personnel**
- Attestation



Click Add Medical Personnel

 **EQRS** | **Patient Registry**

Change organization ▼

Dashboard | Facilities ▼ | Patients ▼ | Reports ▼

[Home](#) / Medical Personnel

Medical Personnel

View and manage medical personnel within your organization

Personnel

Facility

Show active only ☐

Showing: 0 personnel

First Name	Last Name	NPI	Facility	Status
No records exist.				

+ Add Medical Personnel




Adding Medical Personnel when NPI is unknown

Step 1: Click on Find provider on National Plan & Provider Enumeration System (NPPES) NPI Registry.

Add Medical Personnel ✕

ABC Dialysis
CCN: 123456 EQRS Facility ID: 300000060

Practitioner NPI (Not facility NPI)
 Search >

[Find provider on NPPES NPI Registry](#) 

Cancel Add Personnel



Search for Physician Name

Enter the physician's first and last name and any other pertinent information including state and possibly the city to assist in narrowing the search.

[NPPES NPI Registry](#)[NPPES](#)[Downloads](#)[API](#)[Help](#)

Search NPI Records

NPI Number

NPI Type

Any

Taxonomy Description

for individuals

Provider First Name

Meredith

Provider Last Name

Grey

for organizations

Organization Name (LBN, DBA, Former LBN or Other Name)

Authorized Official First Name

Authorized Official Last Name

City

State

New Jersey

Country

Any

Postal Code

Address Type

Any

☐ Check this box to search for Exact Matches only ⓘ

** This search page is by default set to return similar and close results to your search keywords. You can check the box above if you only want the exact matches for your keywords to be returned in the search results.

Note: The NPI Registry limits searches to the first 2100 results. If you cannot find the NPI that you are looking for, please refine the search.

Clear

Search


Search Results

Write down the NPI and keep it at hand to enter it in the Practitioner field in EQRS.

Results: 1 - 1

The following NPI(s) contain information matching your search criteria. Please select the NPI to view all the data associated with the NPI.

[Home](#) / [Table View](#)

NPI	Name	NPI Type	Primary Practice Address	Phone	Primary Taxonomy
1063097038	Meredith Grey		132 PERRY ST TRENTON, NJ 08618-3968	555-555-5555	Nephrologist



Adding Medical Personnel with known NPI

Step 1: Enter NPI in Practitioner NPI field and click Search.

Add Medical Personnel ✕

ABC Dialysis

CCN: 123456 EQRS Facility ID: 300000060

Practitioner NPI (Not facility NPI)

Search > [Reset](#)

[Find provider on NPPES NPI Registry](#)

Cancel

Add Personnel

Step 2: Click Add Personnel.

Add Medical Personnel ✕

ABC Dialysis

CCN: 123456 EQRS Facility ID: 300000060

Practitioner NPI (Not facility NPI)

Search > [Reset](#)

[Find provider on NPPES NPI Registry](#)

SEARCH RESULT

First Name	Last Name	Practitioner NPI
Meredith	Grey	1063097038

Cancel

Add Personnel

Medical Personnel has been added

EQRS

Patient Registry

Change organization

Dashboard

Facilities

Patients

Reports

Home / Medical Personnel

Medical Personnel

View and manage medical personnel within your organization

+ Add Medical Personnel

Personnel

Search by first name/last name/NPI

Facility

Search by facility name/NPI/CCN

Show active only

Showing: 1 personnel

First Name	Last Name	NPI	Facility	Status
Meredith	Grey	1063097038	ABC Dialysis NPI: 1023112893 CCN:123456	<div><div></div>Active</div>

Items per page51 – 1 of 1

1

Go to page1Go >

